

Electric Actuator EA15



General

- **Nominal Torque:** 10 Nm
- **Peak Torque:** 20 Nm
- **Base Mount:** F05
- **Actuator Housing:** Glass-filled PP
- **DIN Plug Connection:** Cable gland
- **Manual Override:** Integrated
- **Position Indicator:** LED, optical, integrated
- **Position Feedback:** Open, close
- **Heater:** 10 position adjustable
- **Protection Class:** IP67

Actuator Certifications/Compliance

- Machinery Directive 2006/42/EC, Annex II B
- EMV Directive CE 2004/108/CE
- EMV VDE 0843 Section 20
- Low Voltage Directive CE 2006/95/CE
- Vibration Testing EN 60068-2-6
- Actuators for Industrial Valves EN 15714-2

Sample Specification

The EA15 shall be partial a turn electric actuator utilized in open/close applications. The actuator housing shall be of glass-filled PP material construction. An emergency manual override shall be integrated. The actuator base mount shall comply with ISO 5211. Position detection components shall be of solid state design with two programmable end stops available and each end stop shall utilize a bistable relay for position feedback. End stops shall be adjustable via a series of push buttons. An internal adjustable heater shall be integrated and utilize a temperature sensor within the actuator housing. A 7 segment display shall communicate fault status. Optical position indication shall be integrated and reinforced with a color specific LED. All actuators shall be manufactured under ISO9001 for Quality and ISO14001 for Environmental Management.

Optional Features

- **Fail Safe Return:** Battery back-up, internal or external
- **Manual Loading Station:** Local control box

Actuator Technical Data

	EA 15
Nominal Torque	10 Nm
Peak Torque	20 Nm
Rated Voltage	100- 230VAC, 50/60 Hz 24VAC/DC, 50/60Hz
Cycle Time	5s/90°
Rated Cycles at 70°F	150,000
Weight	4.0 lb
Actuating Angle	Standard set at 90°, max. 355°
Housing Material	Glass-filled PP
Position Feedback	Bi-stable, 250V, 2A
Emergency Manual Override	Integrated
Fuse	SMD fuse 2A, not replaceable
Rated Voltage Tolerance	+/- 15%
Rated Output	35VA @100-230VAC 24VAC/DC
Calculated Current Draw	0.3A @ 100VAC 0.13A @ 230VAC 1.7A @ 24VAC/DC
Duty Cycle	40%
Base Mount	F05
Protection Class	IP 67 per EN 60529 UL/CSA: For interior use Nema 4X
Impact Class	IK06 according to IEC62262
Overload Protection	Resetting, current-time dependant (1)
Overvoltage	Category II according to DIN EN 61010-1
Power Connection	Connector plug 3 P+ E per DIN EN 175301-03
Pollution Grade	Grade 2 according to DIN EN 61010-1
Maximum Elevation	6561 feet
Temperature	14° to 122°F ambient (2)
Allowable Humidity	90% relative humidity, non condensing

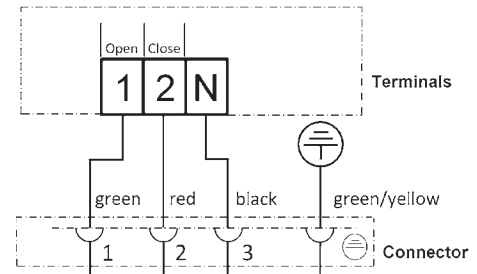
(1) Overload protection of the motor is dimensioned so that the motor and the power supply board are protected. As soon as the load is within the torque range, the actuator will begin operating again.

(2) At temperatures below 14°F and if there is condensation, the heating element should be activated.

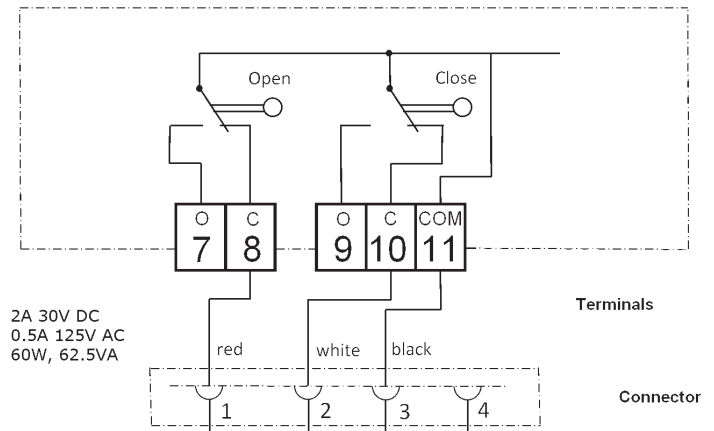


Wiring

Control

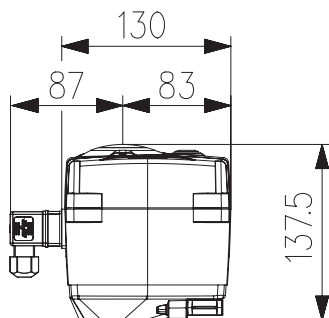


Feedback

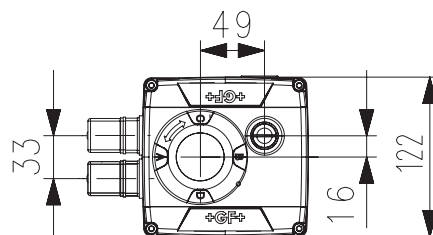


Dimensions

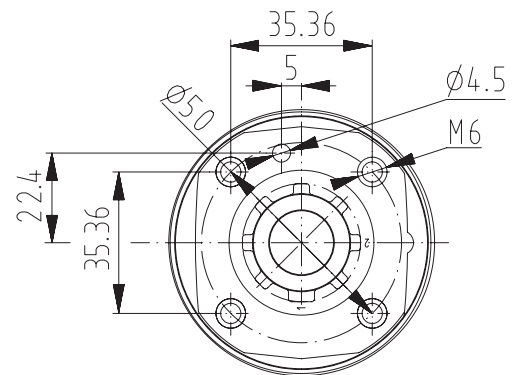
The following dimensions are shown in millimeters unless otherwise specified



EA 15 Right



EA 15 Top



EA 15 Base Mount